



# Page A Day


Syllable = \_\_\_\_\_



Syllable = \_\_\_\_\_



Syllable = \_\_\_\_\_





Syllable = \_\_\_\_\_





Syllable = \_\_\_\_\_



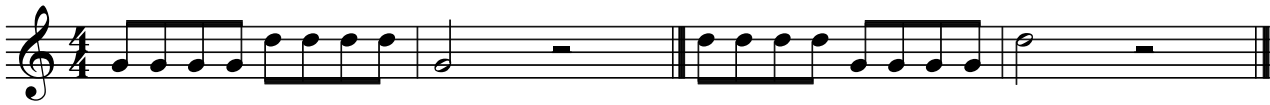
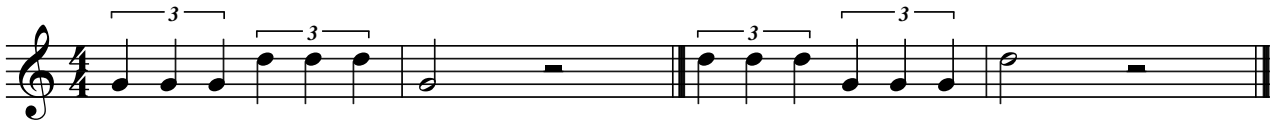
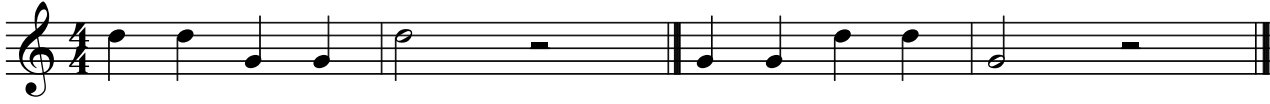
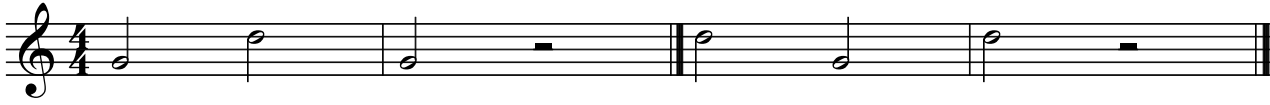
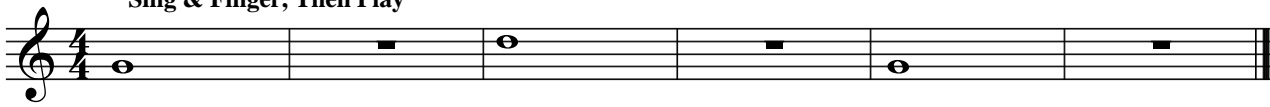
**4**/**4** = \_\_\_\_\_ Top # = \_\_\_\_\_ per \_\_\_\_\_  
Bottom # = \_\_\_\_\_ of note gets a \_\_\_\_\_

 = \_\_\_\_\_  = \_\_\_\_\_

They get \_\_\_\_\_ counts.

 = \_\_\_\_\_  = \_\_\_\_\_ ( \_\_\_\_\_ )

Sing & Finger, Then Play



 = \_\_\_\_\_

"Check yourself" →

Feet \_\_\_\_\_

 = \_\_\_\_\_


Bottom \_\_\_\_\_

They get \_\_\_\_\_ counts.


Eyes \_\_\_\_\_

If you are not playing, your instrument should be in the \_\_\_\_\_ position.

Going Down The Scale




"Breathing Is Everything!"



' = Breath Mark - Take a breath through the corners of your mouth.

Legato = Long, Smooth & Connected.



Use 5 count air to keep the notes constantly sounding.

Staccato = Shorter & Separated.







Be careful not to play too shortly.

Hot Cross Buns



Try playing both staccato & legato.

Repeat sign

 = _____	 = _____
 = _____	 = _____
They get _____ count.	_ = L _____ (L _____)
"Breathing _____"	. = S _____ (S _____)

### Quarter Note Trios



*How many count air should you use?*

*How many count air here?*

### Quarter Note Trios With Space



*Each note should bounce like a ball.*

### Stepping Down By Twos



*Keep your air moving forward to the release.*

### Stepping Down By Ones



*Use quick fingers when changing notes.*

### Harmonized Halves



*Some players should play the top notes while others play the bottom notes.*

## Elements of Music

Melody = \_\_\_\_\_

Style = \_\_\_\_\_


Harmony = \_\_\_\_\_

Form = \_\_\_\_\_

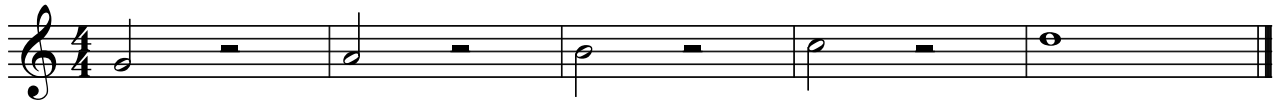
Rhythm = \_\_\_\_\_

Expression = \_\_\_\_\_

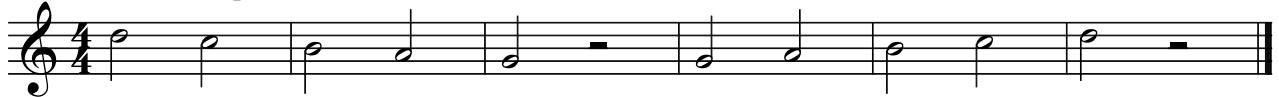
Halfway Down The Scale



Inversion = Upside Down



Down & Up



Six Using 15



Cardiff By The Sea



A \_\_\_\_\_ is complete musical idea. It is played in one \_\_\_\_\_.

\_\_\_\_\_ = Tone Color. It is the unique way something sounds.

We always want to have a beautiful sound on our instrument. List 3 adjectives describing correct tone color.

\_\_\_\_\_

\_\_\_\_\_

\_\_\_\_\_

Three Halves



Twisted Up



Quarter Time



Au Claire de la Lune



Down By The Station



The \_\_\_\_\_ is the steady clocklike pulse of a song.

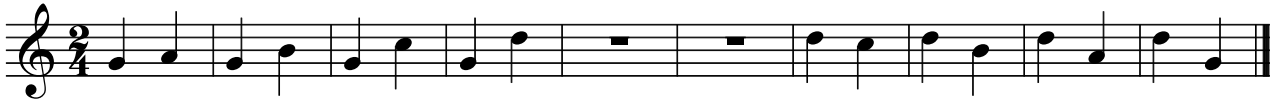
The \_\_\_\_\_ is the speed of the \_\_\_\_\_.

\_\_\_\_\_ = fast                      \_\_\_\_\_ = gradually speed up


\_\_\_\_\_ = medium

\_\_\_\_\_ = slow                      \_\_\_\_\_ = gradually slow down





Sequence = Melody Repeated on a Different Note of the Scale



Mary Had A Little Lamb



 = \_\_\_\_\_

It gets \_\_\_\_\_ counts.

**2**  
**4**

= 2 \_\_\_\_\_ per \_\_\_\_\_.

= \_\_\_\_\_ notes get 1 beat.



= \_\_\_\_\_ - a curved line that connects notes of different pitches.

They are played without \_\_\_\_\_.


\_\_\_\_\_ = a melody repeated on a different note of the scale.

**Long Tone**

**"Lung Buster" - Down The Scale In Just One Breath**

*How many count air should you use?*

**Lightly Row**

 = \_\_\_\_\_ It means to \_\_\_\_\_ the note or rest longer.

The melody can move by \_\_\_\_\_, \_\_\_\_\_, \_\_\_\_\_.

\_\_\_\_\_ = beginning of a note.

\_\_\_\_\_ = middle of a note.

\_\_\_\_\_ = end of a note.

\_\_\_\_\_ = music with 2 parts or players.

Sequence #2



Good King Wenceslas



Song of the Fjords



Unfinished Melody



Notate an ending for this song. Make sure you can play what you write.

Scale Fun



## Patterns in Music

- \_\_\_\_\_ = move up or down by step.
- \_\_\_\_\_ = move up or down by skip.
- \_\_\_\_\_ = play a passage again.
- \_\_\_\_\_ = repeat a melody starting on a different note.
- \_\_\_\_\_ = play flipped or upside down.
- \_\_\_\_\_ = play backwards.
- \_\_\_\_\_ = play backwards & flipped.



Fit To Be Tied



Ties & Slurs




Add The Dot



Jolly Old St. Nicholas

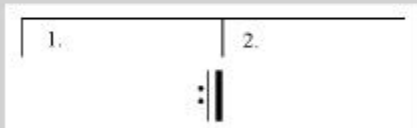
First & second endings



Clarinet players should \_\_\_\_\_ their first finger when playing "La" (A).

Brass players change \_\_\_\_\_ to play on different \_\_\_\_\_.

Your should change notes \_\_\_\_\_ even when the music moves slowly.



= first & second \_\_\_\_\_.

You \_\_\_\_\_ the first ending on the repeat, and play the \_\_\_\_\_ ending instead.

Lung Buster #2



A phrase is shown by a curved line over several notes. Phrases should be played in one breath.

Roller Coaster Ride



Old MacDonald's Farm



Fine



D.S. al Fine

\_\_\_\_\_ are shown by a curved line over several notes. They are to be played as one idea in one breath.

\_\_\_\_\_ = The end of a piece of music.


D.S. al Fine = \_\_\_\_\_ to the \_\_\_\_\_, then play to the \_\_\_\_\_.

⌘ = \_\_\_\_\_.

Syllable = \_\_\_\_\_



Riding The Wave



Sweetly Sings The Donkey



Crusader's March



The Shark



Dynamics = \_\_\_\_\_

 = \_\_\_\_\_ ( gradually get \_\_\_\_\_ )

 = \_\_\_\_\_ ( gradually get \_\_\_\_\_ )

*pp* = \_\_\_\_\_

*mf* = \_\_\_\_\_

*p* = \_\_\_\_\_

*f* = \_\_\_\_\_


*mp* = \_\_\_\_\_

*ff* = \_\_\_\_\_

**Eighth Note Patterns 3 & 4**



**Jim Along Josie**



**No Strings Attached**



**Student Composition**

Notate and play a melody using eighth notes on counts 3 & 4. Be sure to include barlines, time signature and the correct clef for your instrument.

Two sets of blank musical staves, each consisting of five horizontal lines. The first set is positioned above the second set.


**Eighth Note Patterns 2 & 1**



**Skip To My Lou**




**Mexican Mountain Song**



**Student Composition**

Notate and play a melody using eighth notes on counts 2 & 1. Be sure to include barlines, time signature and the correct clef for your instrument.



**Twinkle, Twinkle Little Star**

The first piece is 'Twinkle, Twinkle Little Star' in 2/4 time. It consists of three staves of music. The first staff starts with a treble clef and a 2/4 time signature. The melody is: C4, D4, E4, F4, G4, A4, B4, A4, G4, F4, E4, D4, C4. The second staff continues: C4, D4, E4, F4, G4, A4, B4, A4, G4, F4, E4, D4, C4. The third staff continues: C4, D4, E4, F4, G4, A4, B4, A4, G4, F4, E4, D4, C4.

**Ode To Joy**

The second piece is 'Ode To Joy' in 4/4 time. It consists of two staves of music. The first staff starts with a treble clef and a 4/4 time signature. The melody is: C4, D4, E4, F4, G4, A4, B4, A4, G4, F4, E4, D4, C4. The second staff continues: C4, D4, E4, F4, G4, A4, B4, A4, G4, F4, E4, D4, C4.

*Twinkle, Twinkle Little Star* was composed by \_\_\_\_\_ at age 3.

He composed music during the \_\_\_\_\_ period.

It has an \_\_\_\_\_ form.

*Ode to Joy* was composed by \_\_\_\_\_.

It was used by \_\_\_\_\_ as the theme to his Symphony No. 9.

He was a transitional composer between the \_\_\_\_\_ and \_\_\_\_\_ period.

It has an \_\_\_\_\_ form.